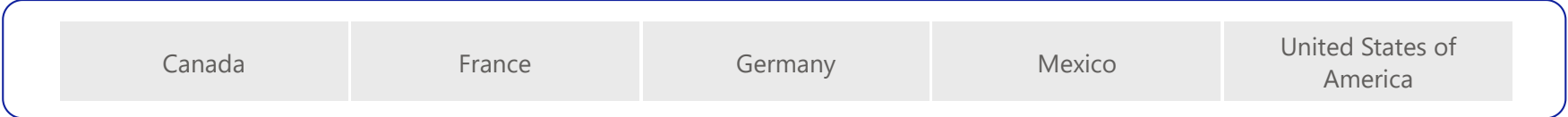
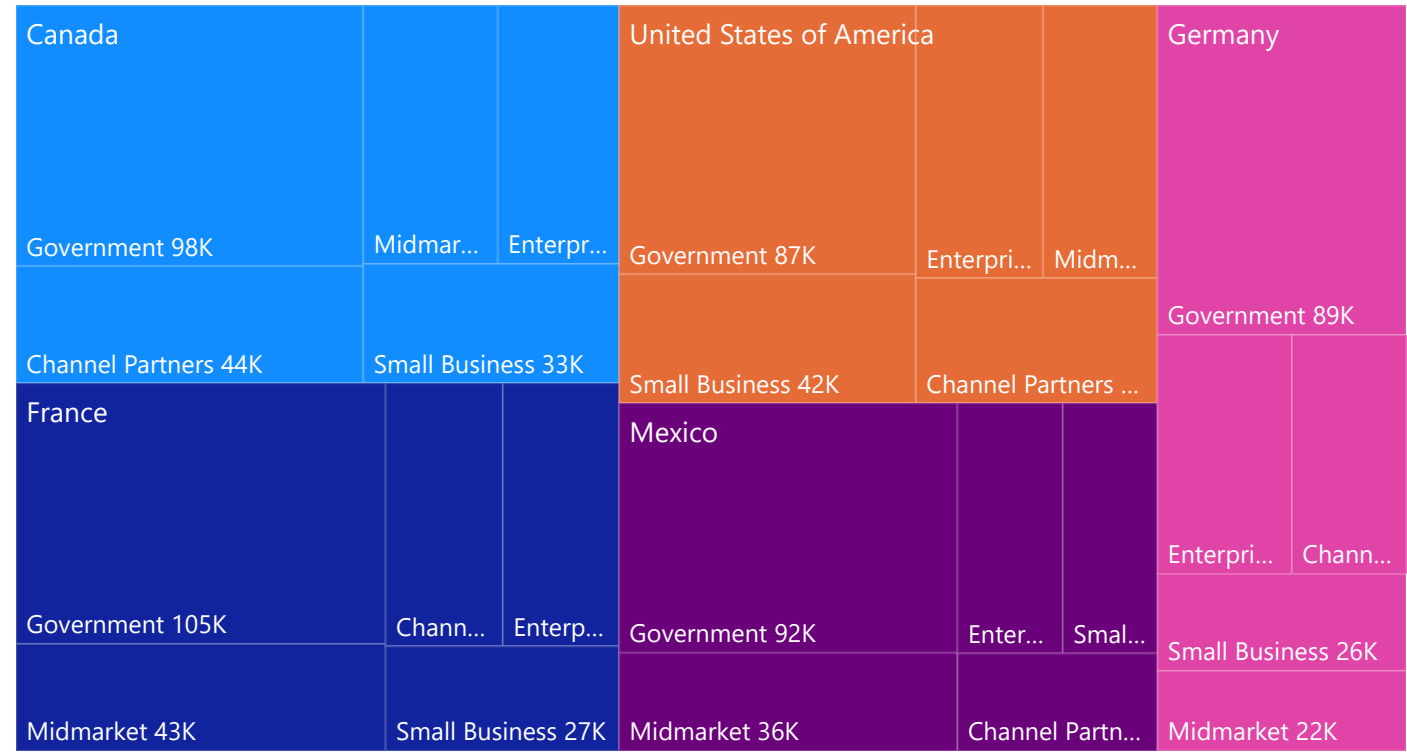


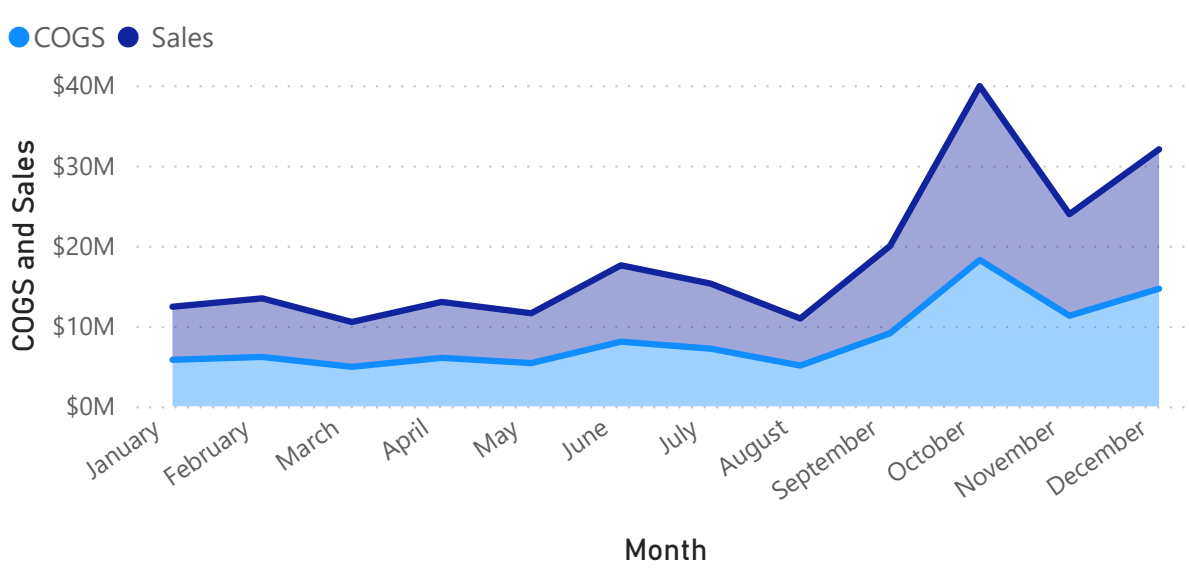
Sample 2



Units Sold by Country and Segment



COGS and Sales by Month



Country	High	Low	Medium	None	Total
United States of America	\$11,140,926	\$6,273,404	\$7,168,351	\$447,149	\$25,029,830
Mexico	\$6,829,694	\$5,588,704	\$7,864,732	\$666,222	\$20,949,352
Germany	\$4,878,794	\$10,316,608	\$5,824,030	\$2,485,909	\$23,505,341
France	\$5,865,835	\$5,913,163	\$10,057,889	\$2,517,285	\$24,354,172
Canada	\$8,657,238	\$6,537,899	\$7,865,428	\$1,827,090	\$24,887,655
Total	\$37,372,487	\$34,629,779	\$38,780,431	\$7,943,654	\$118,726,350

Sales by Country and Segment

